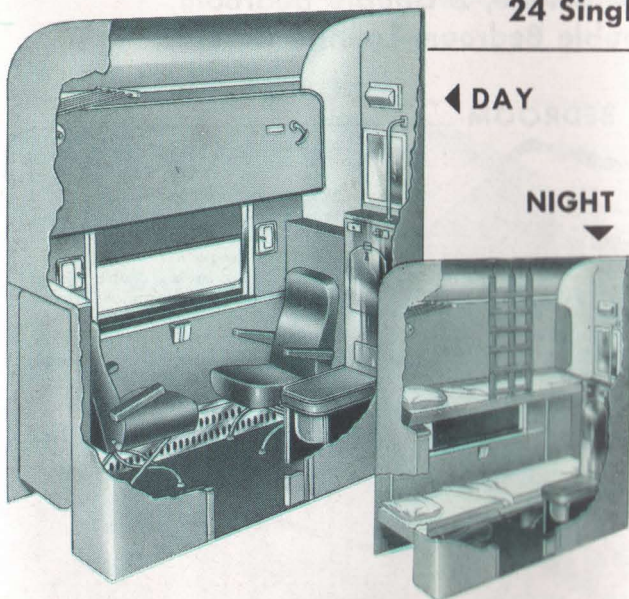


Missouri Pacific Offers Slumbercoach Accommodations on The Texas Eagle

24 Single Rooms, 8 Double Rooms Available



THE DOUBLE ROOM

Has two facing armchairs—with plenty of leg room between—for daytime travel, two comfortable beds at night. Other features include wash basin, toilet facilities, full length mirror and vanity or shaving mirror, ample luggage space.

NOTE... individual heating and air-conditioning controls in both single and double rooms.

Slumbercoach Service

Between

**SAN ANTONIO, TEXAS, WASHINGTON, D. C. and
BALTIMORE, MD.** via

THE MISSOURI PACIFIC R. R. & THE BALTIMORE & OHIO R. R.

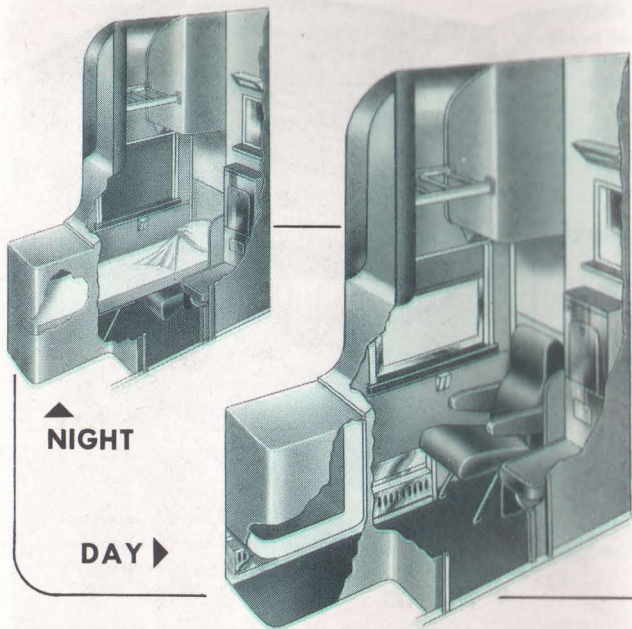
"The Texas Eagle"

"The National Limited"

You Pay Only The Coach Fare Plus These Slumbercoach Room Fares between

	ONE WAY	
	Single Room	Double Room
St. Louis and Taylor, Texas (and intermediate points)...	\$ 6.00	\$10.00
St. Louis and Houston*, Texas (and intermediate points)..	\$ 6.00	\$10.80
St. Louis and Austin-San Antonio, Texas.....	\$ 7.00	\$12.60
Taylor, Texas and Washington-Baltimore.....	\$13.00	\$23.40
Houston*, Texas and Washington-Baltimore.....	\$13.00	\$23.40
San Antonio-Austin and Washington-Baltimore.....	\$14.00	\$25.20

*Slumbercoach from and to Palestine, coach between Palestine and Houston



THE SINGLE ROOM

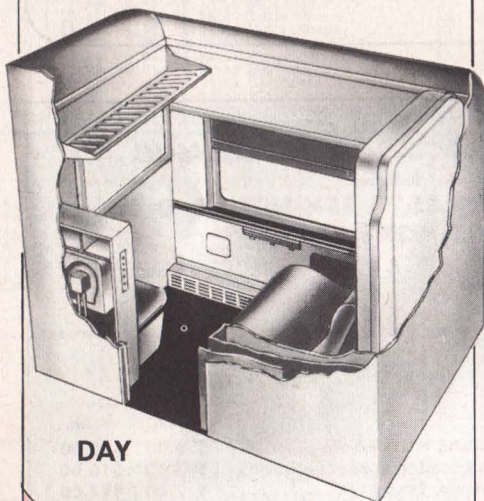
Is a completely private room with comfortable armchair by day, soft-cushioned bed at night. Special crib available for mothers traveling with babies. Room facilities also include wash basin, toilet, full length and vanity or shaving mirrors. Plenty of luggage space.

The Missouri Pacific Lines Offer You . . .


These Accommodations Are Available in 14 Roomette, 4 Double Bedroom Cars; 10 Roomette, 6 Double Bedroom; 14 Roomette, 2 Double Bedroom, 1 Drawing Room Cars, and in 5 Double Bedroom-Lounge Cars

THE ROOMETTE

An increasingly popular accommodation for the individual traveler. Provides a completely enclosed room with private toilet facilities, washstand, wardrobe locker. Other convenience and comfort features include circulating ice water, thermostatic air-conditioning and heat controls, full length mirror, electric razor outlet, shoe locker and spacious luggage rack.

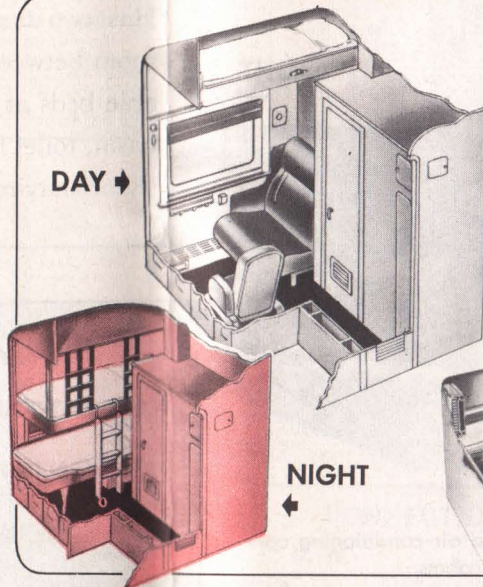


DAY



NIGHT

THE BEDROOM

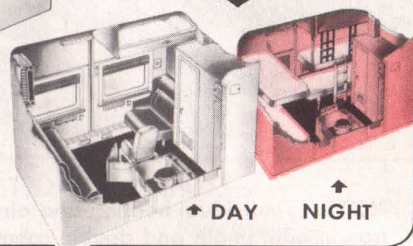


DAY →

← NIGHT

THE DOUBLE BEDROOM for one or two persons provides lower and upper bed, enclosed toilet and lavatory facilities, separate air-conditioning and temperature controls, running ice water, wardrobe locker, full length mirror, electric razor outlet, shoe locker and ample luggage space. Opening the partition between two adjoining double bedrooms forms the **BEDROOM SUITE** illustrated below, providing the facilities of two double bedrooms with two lower and two upper beds, two enclosed toilets, etc.

THE BEDROOM SUITE

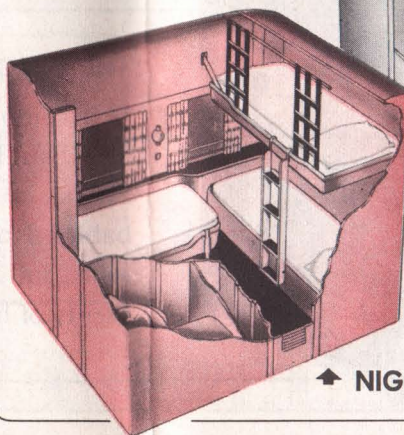


→ DAY

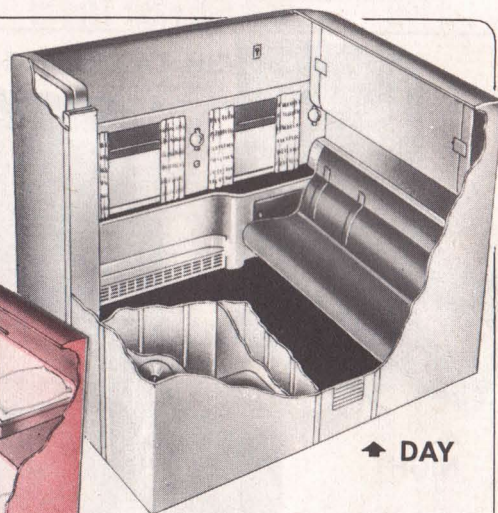
← NIGHT

THE DRAWING ROOM

A spacious and luxurious living room during daylight hours with two full length beds and upper berth for sleeping accommodations at night. The private lavatory and toilet facilities are completely enclosed. These new type drawing rooms also provide fan; circulating ice water;



← NIGHT



→ DAY

individually controlled light, ventilation, air-conditioning and heat; shoe locker; a large wardrobe and ample storage space for luggage.

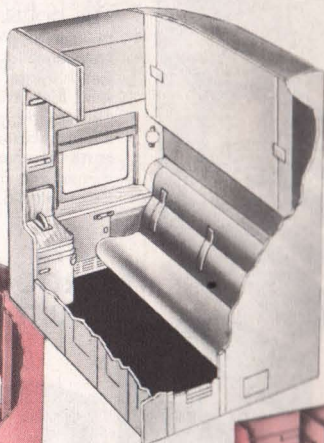
... A Selection of Pullman Accommodations

The Accommodations Illustrated Below Are Provided in 6-Section,
6 Roomette, 4 Double Bedroom Cars

THE BEDROOM

THE DOUBLE BED ROOM for one or two persons provides lower and upper bed, separate toilet and lavatory facilities,

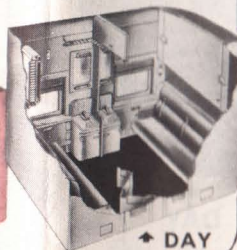
DAY →



ties, air-conditioning and temperature controls, full length mirror, clothes locker, razor outlet, shoe locker and ample luggage space. Opening the partition between adjoining double bedrooms forms the **BEDROOM SUITE** illustrated below, providing the facilities of two double bedrooms with two lower and two upper beds, two toilets, etc.

THE BEDROOM SUITE

→



↑ DAY

NIGHT ←

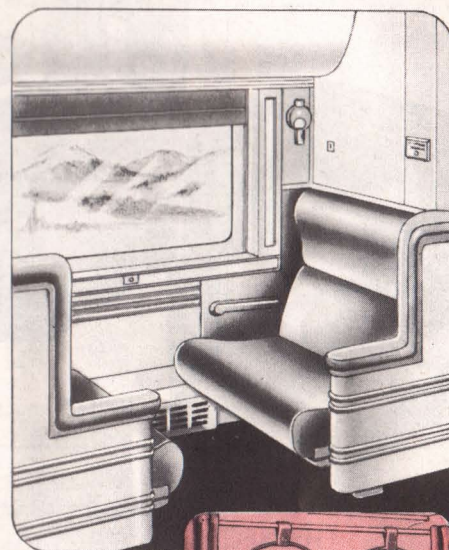
←

NIGHT →




THE SECTION

Combines lower and upper berths, each a sleep-inviting bed with convenient lights, clothes hangers, shelf or hammock for sundry articles, and a bell to summon the porter at any hour. For daytime travel the section provides a pair of roomy, soft-cushioned lounge seats.



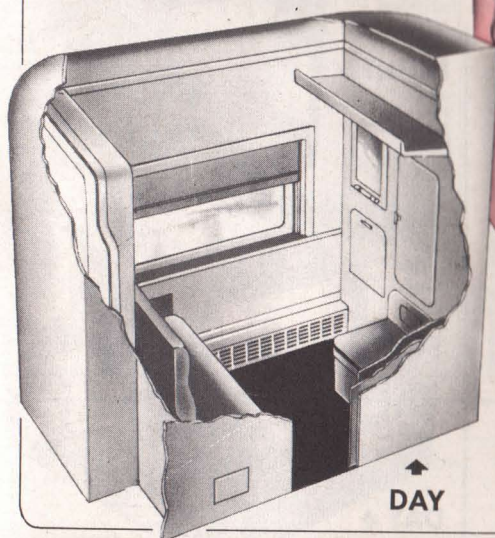
DAY →

UPPER →
AT NIGHT




THE ROOMETTE

A private, completely enclosed room designed for the individual traveler. Contains a pre-made bed that folds into the wall. Also provides private toilet facilities, washstand, mirrored

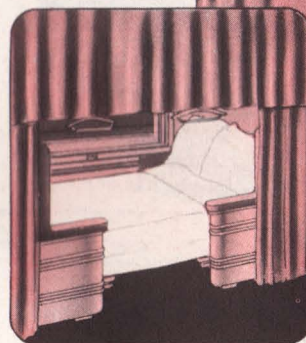


↑ DAY



↑ NIGHT

cabinet for toilet articles, clothes locker, shoe locker, ample luggage space and individually controlled ventilation, air-conditioning, heat and light.



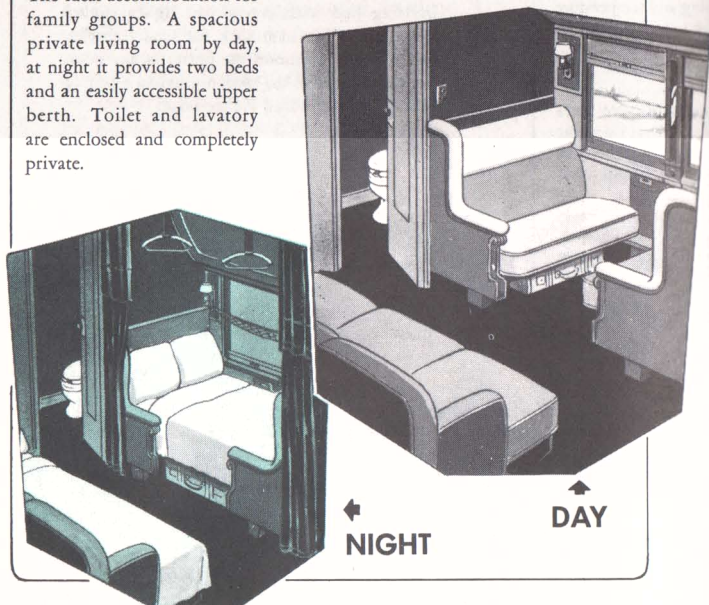
LOWER
AT NIGHT
←

The Missouri Pacific Lines Offer You A Selection of Pullman Accommodations

In Cars of The Types Listed Below

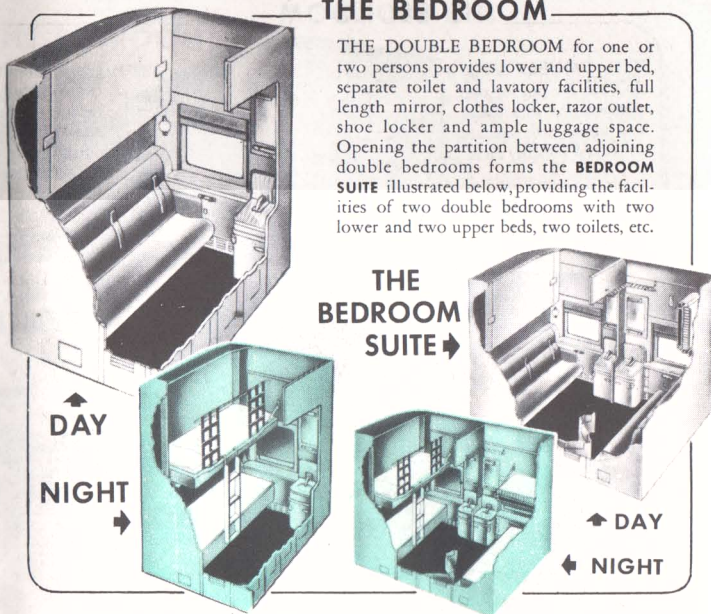
THE DRAWING ROOM

The ideal accommodation for family groups. A spacious private living room by day, at night it provides two beds and an easily accessible upper berth. Toilet and lavatory are enclosed and completely private.



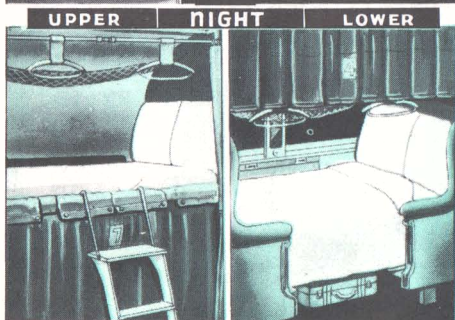
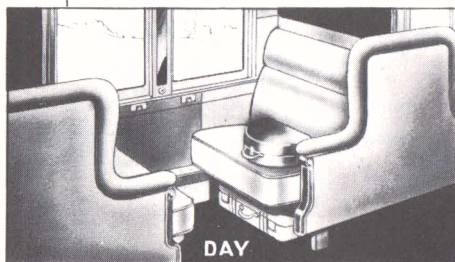
THE BEDROOM

THE DOUBLE BEDROOM for one or two persons provides lower and upper bed, separate toilet and lavatory facilities, full length mirror, clothes locker, razor outlet, shoe locker and ample luggage space. Opening the partition between adjoining double bedrooms forms the **BEDROOM SUITE** illustrated below, providing the facilities of two double bedrooms with two lower and two upper beds, two toilets, etc.




THE SECTION

Includes upper and lower berths, both providing a comfortable, sleep-inviting bed. In daytime, section offers two commodious, soft-cushioned reserved seats.



THE COMPARTMENT

A private room with comfortable, soft-cushioned seats for day use. Sleeping accommodations include bed and upper berth. Individual toilet and lavatory.



ACCOMMODATIONS ILLUSTRATED ARE PROVIDED IN

COLORADO EAGLE THRIFT-T-SLEEPER

8 Section, 1 Drawing Room, 3 Double Bedroom Cars

10 Section, 1 Drawing Room, 2 Compartment Cars

8 Section, 1 Drawing Room, 2 Compartment Cars

8 Section, 5 Double Bedroom Cars